

## The Humphrey® Field Analyzer II-i

Humphrey Field Analyzers, the gold standard in visual field testing, are used by more eye care providers than any other automated diagnostic perimeter today. More than 60,000 units have been sold since the first system was introduced in 1984.

The HFA™ II-i now improves workflow and simplifies interpretation and treatment decisions. The new Guided Progression Analysis™ (GPA), Visual Field Index™ (VFI), EasyConnect™ RCT and HFA-Net Pro™ together add significant diagnostic power and workflow efficiencies to this established platform.



## Navigation Options

Trade up your visual field navigational system to one of the following gold standard HFA™ II-i perimeters:

- Humphrey 720i Visual Field Analyzer – All purpose model for low volume practices
- Humphrey 740i Visual Field Analyzer – The gold standard in glaucoma diagnosis and management for comprehensive care
- Humphrey 745i Visual Field Analyzer – All the features of the 740i plus SITA SWAP software for early detection
- Humphrey 750i Visual Field Analyzer – The ultimate in practice efficiency, advanced clinical features and long-term value

FEATURES	HFA			
	720i <sup>8</sup>	740i	745i	750i
VFI	•	•	•	•
EasyConnect RCT	•	•	•	•
HFA-Net Pro <sup>6</sup>	•	•	•	•
GPA <sup>6</sup>		•	•	•
SITA SWAP <sup>6</sup>			•	•
Kinetic <sup>6</sup>		Option	Option	•
Gaze tracking		•	•	•
Head tracking				•
Vertex Monitor				•
Keyboard with glidepad	Option	Option	Option	•
Magneto-optical disk drive	Option <sup>7</sup>	Option <sup>7</sup>	Option <sup>7</sup>	•

New  
New  
New

For complete feature comparisons, go to:  
[www.meditec.zeiss.com/hfa](http://www.meditec.zeiss.com/hfa)

## Upgrade Kit Options

Request **Option A** if your HFA™ II-i (740i, 745i or 750i) does not already have a GPA license. Request **Option B** if your HFA already has GPA or you are purchasing an upgrade kit for a 720i model. Both options offer network archiving and synchronization of your HFA instruments with HFA-Net Pro.

Option	Kit	U.S. Part Number
A	HFA v4.2 with GPA and HFA-Net Pro certificates	000SW-42-0-GPAPRO
B	HFA v4.2 with HFA-Net Pro certificate	000SW-42-0-NETPRO

<sup>6</sup> Licensed feature.

<sup>7</sup> Available as a field upgrade only. Cannot be factory ordered.

<sup>8</sup> The 720i model may be upgraded to run most 740i model features (except gaze tracking) through a field service visit.

## Minimum System Requirements

### HFA v4.2 Upgrade Kits

- HFA™ II-i series instruments. (Not compatible with HFA I and HFA II.)
- Printrex, PCL5 or PCL3 printer compatible

### EasyConnect™ RCT

- A Windows® compatible computer with a CD-ROM drive
- Ethernet connection between the HFA and the server PC
- No network router between the HFA and the server PC
- Activated HFA-Net Pro license
- Simple Windows® file sharing settings must NOT be selected in Windows® XP
- Be prepared to disable the VPN Security Policy (in some cases)

### Networking HFA-Net Pro

- Windows® firewalls with open port access (NETBIOS ports 137, 138, 139 and 445).
- Network Connection: Ethernet/Fast Ethernet Cards with RJ45 connection
- Memory Requirements: 512 MB
- PC Requirements: All NT 5.x based Windows® Operating Systems including Windows® 2000, Windows® 2003 Server, and Windows® XP Pro
- FTP Server Requirements (if using FTP): FTP servers supported: Windows® Internet Information Service built-in FTP server, OS X 10.3 or higher built-in FTP server
- Network Infrastructure Requirements:
  - Network speed 100/1000 Mbit
  - TCP/IP network protocol
  - Ethernet/Fast Ethernet Cards, RJ45 connections
  - Structured connection by at least category 5 (CAT 5) twisted pair cables
  - Remote sites must use FTP
  - Static IP address for server recommended
  - If using DHCP, an available IP address for each HFA™ II-i instrument
  - When using FTP, a static IP address for the FTP server is recommended
  - Data backup required on a different physical media (tape, external hard drive, etc.)
  - Capacity available on storage PC: 1 GB per 7,500 reports saved on server

Publication No: 000000-1673-909  
The contents of the brochure may differ from the current status of approval of the product in your country. Please contact our regional representative for more information.  
Subject to change in design and scope of delivery and as a result of ongoing technical development. Printed on elemental-chlorine-free bleached paper. P U B L I C I S V I I I 2 0 0 8.  
© 2008 by Carl Zeiss Meditec AG. All copyrights reserved.



# The HFA II-i Navigate with Confidence.

Expert Progression Analysis. Simple Networking.



Carl Zeiss Meditec AG  
Goeschwitzer Str. 51-52  
07745 Jena  
GERMANY

Phone: +49 36 41 22 03 33  
Fax: +49 36 41 22 01 12  
info@meditec.zeiss.com  
www.meditec.zeiss.com

Carl Zeiss Meditec Inc.  
5160 Hacienda Drive  
Dublin, CA 94568  
USA

Phone: +1 925 557 41 00  
Fax: +1 925 557 41 01  
info@meditec.zeiss.com  
www.meditec.zeiss.com



## The HFA II-i Navigation Engines

### New GPA – Advancing the Science of Progression Analysis

Now you can determine the stage of disease and the rate of progression, and assess your patient's risk of future vision loss – all at a glance. The Humphrey Field Analyzer™ II-i with new Guided Progression Analysis™ (GPA) software delivers current exam results, trends the entire visual field history and projects future vision loss all on a single page.

### More Clinically Relevant Analysis

#### Visual Field Index™: New Global Index

Visual Field Index™ (VFI) is a new summary measurement of a patient's visual field status expressed as a percent of a normal age-adjusted visual field. Pioneered by Boel Bengtsson, PhD<sup>1</sup> as a more intuitive assessment of visual function, VFI is optimized for progression analysis. VFI-powered GPA helps you make more efficient and confident therapeutic decisions.

- Center-weighted to better correlate with ganglion cell loss and visual function
- Less affected by cataract and cataract surgery
- Used to quantify rate of progression

### More Powerful Technology

#### EasyConnect™ RCT: Plug 'n Play Connectivity

Using the same technology that is used in popular online music software, HFA™ II-i networking now is simpler than ever. EasyConnect Remote Configuration Tool (RCT) automatically connects your HFA™ II-i to your clinic network and demystifies networking setup. With minimal system requirements, the EasyConnect wizard guides you step-by-step through the HFA™ II-i configuration process. It will make most of the decisions, selecting default values for HFA network configuration.

### More Practice Efficiency

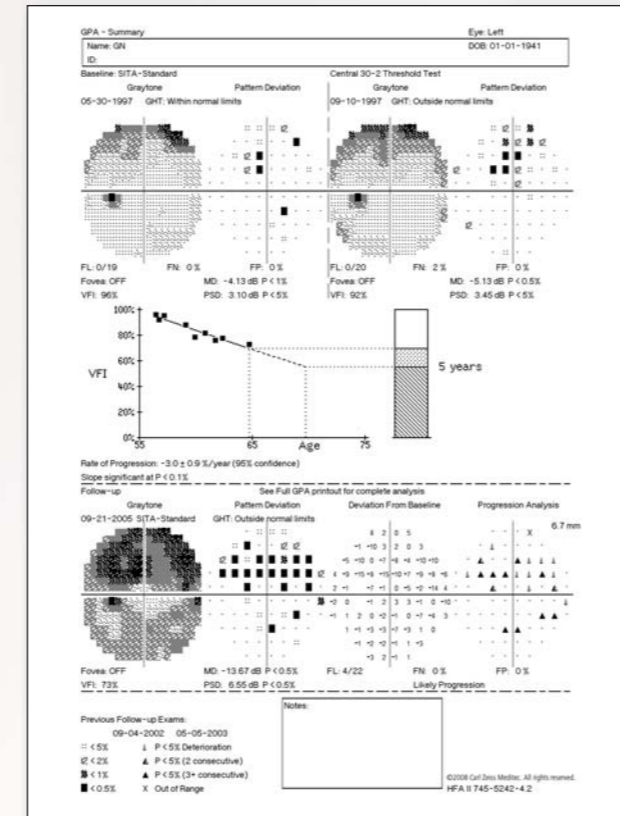
#### HFA-Net Pro™: Improved Electronic Workflow

HFA-Net Pro is now included with all new HFA™ II-i models. Patient data can be automatically synchronized between HFA™ II-i instruments connected to your server, facilitating routine GPA use and EMR integration<sup>2</sup>.

- Synchronizes HFA™ II-i instruments on your network
- Backs up, archives and retrieves exam data on your office network server
- Saves and transmits electronic image files of test results for viewing from any PC connected to your network
- Imports work lists and patient demographics from your EMR into your HFA™ II-i
- Exports patient data, test results, and image files from your HFA™ II-i to your EMR

## New GPA Summary Report

The new GPA Summary Report provides a concise overview of a patient's entire visual field history on a single page. For most patients, this single page printout is all you need.



This GPA Summary Report presents two baseline fields showing mild visual field loss which has progressed steadily over time as seen by the regression line as well as the black triangles in the Progression Analysis plot and the GPA Alert.

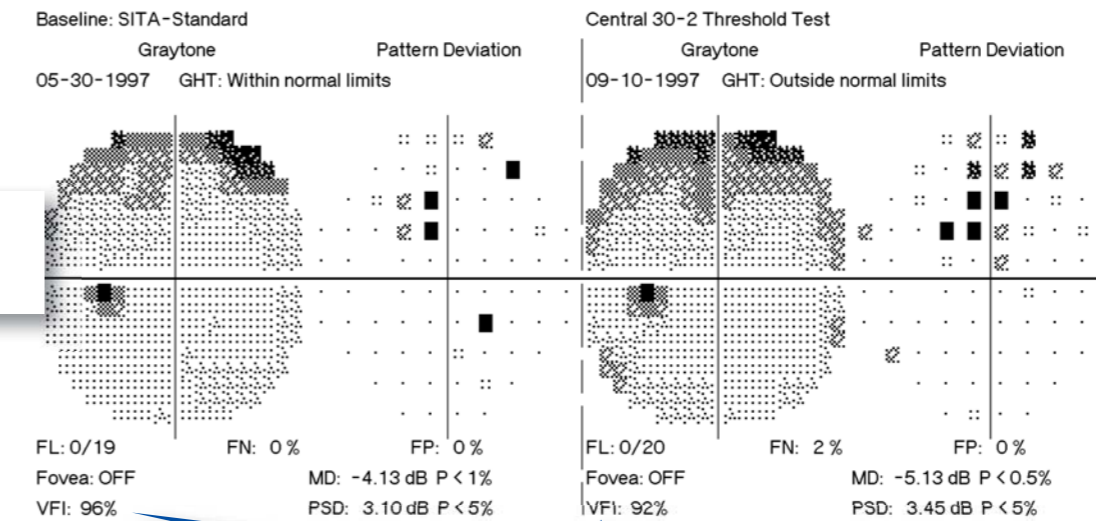
#### Current Visual Field Summary

Complete report of current visual field including VFI, the Glaucoma Change Probability Map (Progression Analysis Plot) and the GPA alert

**VFI Value** – A summary measurement of the patient's visual field status, expressed as a percent of a normal age-adjusted visual field.

#### Baseline Exams

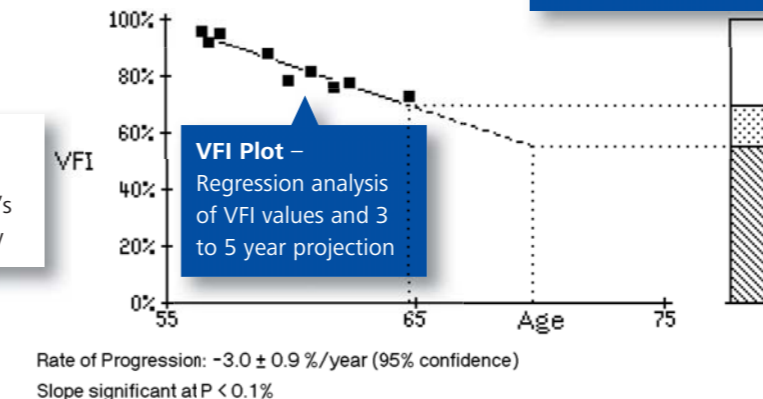
Establish initial visual field status



**VFI Value** – A summary measurement of the patient's visual field status, expressed as a percent of a normal age-adjusted visual field.

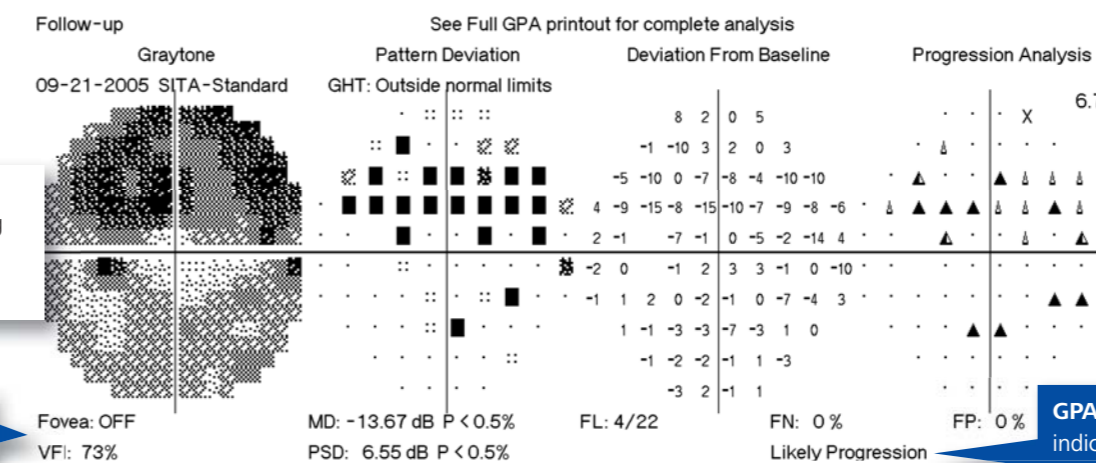
#### VFI Rate of Progression Analysis

Trend analysis of patient's overall visual field history



**VFI Plot** – Regression analysis of VFI values and 3 to 5 year projection

**VFI Bar** – A graphical depiction of the patient's remaining useful vision at the current VFI value along with a 3 to 5 year projection of the VFI regression line if the current trend continues.



**GPA Alert** – A message that indicates whether statistically significant deterioration was noted in consecutive tests.

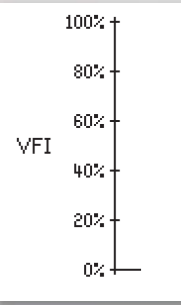
## Key New Features Available with the Latest HFA II-i System Software:

### Improved GPA design

- Presents "at a glance" visual field progression analysis on a single page report
- Quantifies rate of progression with new global index VFI, optimized for progression analysis
- Displays rate of vision loss relative to patient age for individualized patient care
- Projects current rate of progression forward up to 5 years to help assess risk of future vision loss if current trend continues
- Combines Full Threshold and SITA strategies
- Automates removal of tests with poor reliability
- Streamlines clinical interpretation and simplifies patient education

### Improved workflow

- Provides VFI as a simple and intuitive new global index to determine the stage of disease on every visual field
- Prints to virtually any network printer
- Offers connectivity as a standard feature with HFA-Net Pro
- Replaces traditional printouts for most patients with the default single page GPA Report
- Makes GPA exam selection more intuitive
- Allows networking set up with little or no help from an IT professional with EasyConnect™ RCT
- Improves database performance – with Archive/Retrieve up to 60X faster



<sup>1</sup> A visual field index for calculation of glaucoma rate of progression; B. Bengtsson and A. Heijl; Am J Ophthalmol, Feb 2008; 145(2): 343-53.

<sup>2</sup> To determine whether HFA-Net Pro can exchange information with your commercial EMR or practice management software, please confirm with your software vendor that their software can accept HFA™ II-i data.